




FORBES & WALKER TEA BROKERS PVT LTD

WEEKLY TEA MARKET REPORT

SALE NO

18

07TH/08TH
MAY 2024



Overall Market

	QTY (M/KGS)	DEMAND
Ex-Estate	0.74	Good
High & Medium	0.80	Fair
Leafy	0.65	Good
Semi-Leafy	0.40	Good
Tippy/Small Leaf	0.78	Good
Premium Flowery	0.05	Good
Off Grade	1.04	Fair
Dust	0.44	Good
Total	4.91	Good

ORDER OF SALE

SALE NO : 18

07TH/08TH MAY 2024

EX-ESTATE	LG LARGE LEAF LG SMALL LEAF/BOPI/ PREMIUM	HIGH & MEDIUM/OFFGRADE /DUST
Forbes & Walker Tea Brokers (Pvt) Ltd	John Keells PLC	Asia Siyaka Commodities PLC
Asia Siyaka Commodities PLC	Lanka Commodity Brokers (Pvt) Ltd	Lanka Commodity Brokers (Pvt) Ltd
Mercantile Produce Brokers (Pvt) Ltd	Asia Siyaka Commodities PLC	Mercantile Produce Brokers (Pvt) Ltd
Bartleet Produce Marketing (Pvt) Ltd	Bartleet Produce Marketing (Pvt) Ltd	Forbes & Walker Tea Brokers (Pvt) Ltd
Lanka Commodity Brokers (Pvt) Ltd	Eastern Brokers Ltd	Eastern Brokers Ltd
John Keells PLC	Ceylon Tea Brokers PLC	John Keells PLC
Ceylon Tea Brokers PLC	Mercantile Produce Brokers (Pvt) Ltd	Ceylon Tea Brokers PLC
Eastern Brokers Ltd	Forbes & Walker Tea Brokers (Pvt) Ltd	Bartleet Produce Marketing (Pvt) Ltd

AUCTION DETAILS

AT THIS WEEK'S SALE 9,832 LOTS TOTALLING 4,911,849 KGS WERE ON OFFER. THE BREAKDOWN IS AS FOLLOWS:

	LOTS	QUANTITY
Ex Estate	721	742,031
Main Sale - High & Medium	1,732	802,844
Low Grown - Leafy	1,744	653,993
Low Grown - Semi Leafy	988	403,326
Low Grown - Tippy	1,668	780,469
Premium Flowery	320	48,889
Off Grades	2,142	1,042,372
Dust	517	437,925
Total	9,832	4,911,849
Re - Prints	737	321,954

SETTLEMENT DATES

10/05/2024 14/05/2024 15/05/2024

10% Payment Buyers Prompt Sellers Prompt

Quality

Mosly similar to last.

COMMENTS

Auction offerings recorded a fairly significant decline and totalled 4.9 M/Kgs. There was improved demand and a dearer trend in prices for most teas on offer, perhaps triggered by the lower volume on offer in the backdrop of urgent shipments.

Ex-Estate offerings were reasonably maintained and totalled 0.74 M/Kgs. Overall quality - less availability of brighter sorts, whilst the others were reasonably maintained.

Westerns' - Select Best on offer were irregular and often easier, whilst the others together with teas in the Below Best and Plainer categories were often firm and Rs. 20-40 per kg dearer. Nuwara Eliyas' were a weak feature and mostly unsold due to a lack of suitable bids. Uda Pussellawa BOP's were barely maintained, whilst the corresponding BOPF's appreciated by Rs. 40-60 per kg. Uva BOP's sold around last levels, whilst the corresponding BOPF's gained by up to Rs. 100 per kg.

High & Medium Grown CTC's - BP1's in the High Grown category had hardly any offerings, whilst the limited availability in the Mid Grown category were irregular and easier. PF1's - Better sorts were firm and Rs. 20-30 per kg dearer. Others sold around last week's levels, whilst the poorest on offer witnessed better demand and less withdrawals. Corresponding Low Grown types sold around last.

Less activity from shippers to the UK, Japan and South Africa. Improved activity from the tea bag sector, whilst shippers to the CIS continued to participate in the usual manner.

Low Grown comprised of 2.07 M/Kgs and Leafy, Semi-Leafy and Tippy categories met with good demand.

In the Leafy and Semi-Leafy catalogues, BOP1's together with Select Best OP1's were firm, whilst the Best were firm to dearer. However, the Below Best and teas at the Bottom were easier. OP/OPA's, in general, appreciated. Select Best PEK's were firm, whilst the Below Best were firm to dearer. Teas at the bottom were easier. Select Best and Best PEK1's were easier, whilst the balance sold around last levels.

In the Tippy catalogues, Select Best FBOP/FF1's were firm to selectively dearer, whilst the Best, Below Best and the clean leaf teas at the bottom appreciated. Balance were easier following quality.

In the Premium catalogues, Very Tippy teas met with good demand and were dearer. Below Best and the teas at the bottom too appreciated to a lesser extent..

Inter-Plantation Rugby Sevens

Celebrating Tradition and Triumph

The 22nd Inter-Plantation Rugby Sevens unfolded in grandeur on 4 May 2024 at the revered Dickoya Maskeliya Cricket Club (DMCC). Nestled amidst the enchanting tea plantations of Hatton, DMCC's legacy spans 154 years, dating back to its inception in 1870 as the Darrawella Club, a beacon of sporting excellence.

Eleven teams participated at this year's rugby sevens, namely Arpico (Kegalle & Namunukula), Bogawantalawa, Damro (Pussellawa & Agalawatte), Elpitiya, Kelani Valley, Lankem (Kotagala & Agarapatana), Maskeliya, Melsta (Madulsima and Balangoda), Maturata, Sri Lanka State Plantations Corporation and Talawakelle plantations.

In a display of sheer skill and determination, the vibrant young squad of Malwatte Valley Plantations emerged triumphant, clinching the prestigious DMCC Trophy, whilst Maskeliya Plantations were worthy adversaries, securing the position of runners-up.

In the Plate final, Elpitiya Plantations PLC seized glory, whilst Bogawantalawa Plantations emerged as formidable runners-up.

The Bowl champions were Talawakelle Tea Estates with the combined team of Agarapatana Plantations and Kotagala Plantations securing the position of runners-up.

As the echoes of victory reverberated across the tea-clad hills of Hatton, the 22nd Inter-Plantation Rugby Sevens concluded, leaving behind memories of camaraderie, sportsmanship and triumph.

CONGRATULATIONS TO THE WINNERS!



Enforcement of US Organic regulations

The U.S. Department of Agriculture has implemented stringent new regulations, a crucial step in the fight against fraudulent organic claims. It's now imperative that most entities involved in organic trade obtain certification to comply with the new regulations.

Enforcement has resulted in last-minute applications by coffee and tea traders and overseas handlers to certify links in the tea and coffee supply chain that were historically exempt from compliance.

Effective from March 19, the certification requirement applies for the first time to specific entities in the organic trade, including tea brokers, traders, importers, and exporters.

Foreign suppliers must now obtain an NOP Import Certificate issued electronically for any certified organic shipment entering the US.

Anti- Inflammatory Tea Market to exceed \$3.6 billion by 2032



The anti- inflammatory tea market was valued at \$2.1 billion in 2022, and is estimated to reach \$3.6 billion by 2032, growing at a CAGR of 5.5% from 2023 to 2032. Anti-inflammatory tea is a type of herbal beverage made from ingredients that are known to possess anti-inflammatory properties. These ingredients often include herbs and spices such as turmeric, ginger, cinnamon, and green tea.

The tea is brewed by steeping these ingredients in hot water, allowing their beneficial compounds to be extracted. Anti-inflammatory tea is believed to help reduce inflammation in the body, which is associated with various health conditions such as arthritis, digestive issues, and chronic pain. It is commonly consumed as a natural remedy to promote overall health and wellbeing.

The shift toward preventive healthcare and wellness-focused lifestyles is a significant driver behind the surge in anti-inflammatory tea market. As more individuals prioritize maintaining their health and wellbeing, they are actively seeking out natural and holistic approaches to prevent health issues before they arise.

Penetrating emerging markets with growing health-conscious populations around the globe presents significant anti-inflammatory tea market opportunities. Anti-inflammatory tea markets often have populations increasingly concerned about the long-term effects of conventional medications and are more inclined toward preventive healthcare measures.

By type, the black tea segment dominated the global anti-inflammatory tea market in 2022 and is anticipated to maintain its dominance during the forecast period. The rich content of flavonoids and bioactive compounds in black tea along with anti-inflammatory properties has made it a preferred option for those seeking natural remedies.

By packaging, the tea bags segment dominated the global anti-inflammatory tea market demand in 2022 and is anticipated to maintain its dominance during the forecast period.

Region-wise, Asia-Pacific is anticipated to dominate the market with the largest share during the forecast period.

Source: Allied Market Research/EIN press wire (Extracts), Courtesy: Tea Exporters' Association Sri Lanka

CROP AND WEATHER

FOR THE PERIOD 30th April - 06th May 2024

Western/Nuwara Eliya Regions



The Nuwara Eliya Region reported bright weather, whilst the Western Region reported sunny morning and sporadic evening showers throughout the week. The Department of Meteorology expects misty mornings and afternoon/night showers in both the regions in the week ahead.

Uva/Udapussellawa Regions



Bright weather was reported in the Uva and Udapussellawa regions throughout the week. According to the Department of Meteorology, evening showers are expected in the Uva Region in the week ahead.

Low Grown



Sunny mornings and sporadic evening showers were reported in the Low Grown Region throughout the week. Misty mornings and heavy showers are expected in the Low Grown Region in the week ahead according to the Department of Meteorology.

Crop

The Uva and Low Grown regions reported an increase in the crop intake, whilst the Nuwara Eliya, Western and Udapussellawa regions maintained.

HIGH GROWN TEAS

■ Incline from last week
■ Decline from last week
■ Static Market

BOP

Best Western's - Select high-priced teas were irregular and easier, whilst the others were firm and Rs. 20-40 per kg dearer following quality. In the Below Best category, clean leaf coloury teas appreciated by Rs. 20-40 per kg, whilst the others together with the Plainer sorts were firm and dearer to a lesser extent. Nuwara Eliya's were mostly unsold due to a lack of suitable bids. Uva/Uda Pussellawa's were barely steady.

BOPF

Best Western's - Select Best were irregular and often easier following quality, whilst the others were firm and Rs. 20-40 per kg dearer. Teas in Below Best category were firm and Rs. 20-40 per kg dearer. Plainer clean leaf types appreciated further, whilst the others were dearer to a lesser extent. Nuwara Eliya's were mostly unsold due to a lack of suitable bids. Uda Pussellawa's gained by Rs. 40-60 per kg and more for the clean leaf teas. Uva's were firm and up to Rs. 100 per kg dearer.

OP/OPA

OP's, in general, were easier by Rs. 50 per kg following quality, whilst the OPA's were firm to dearer.

PEKOE/PEKOE1

A limited selection of flavoury PEK's that were available were easier by Rs. 50-100 per kg. Orthodox Leafy PEK's, in general, were firm on last. PEK1's were easier by Rs. 50-100 per kg. Best Rotovane PEK's were firm following quality, whilst the others were irregularly lower.

FBOP/FBOPF1

A limited selection of well-made flavoury FBOP's were firm to easier. Well-made Orthodox Leafy FBOP/FF1's were dearer by Rs. 50-100 per kg and more at times, whilst teas at the lower end were firm to easier.

QUOTATIONS LKR SALE DTE	BOP		BOPF		PEKOE/FBOP		OP	
	29/30	07/08	29/30	07/08	29/30	07/08	29/30	07/08
	Apr	May	Apr	May	Apr	May	Apr	May
Best Westerns	1260-1480	1260 - 1460	1340-1600	1360 - 1500	1280-1650	1300 - 1850	1020-1460	1060 - 1400
Below Best Westerns	1140-1220	1140 - 1240	1220-1300	1280 - 1340	940-1260	960 - 1280	900-1000	920 - 1040
Plainer Westerns	1000-1120	1020 - 1100	1180-1200	1220 - 1260	800-920	820 - 940	820-880	800 - 900
Nuwara Eliyas	N/A	N/A	1460-1650	N/A	1000-1360	980 - 1360	1440	1360 -
Brighter Udupussellawas	1080-1180	1120 - 1180	1160-1220	1180 - 1240	1140-2100	1180 - 1950	960-1400	940 - 1440
Other Udupussellawas	940-1040	960 - 1040	940-1120	1000 - 1160	820-1120	800 - 1160	810-940	800 - 920
Best Uvas	1000-1040	1020 - 1100	1100-1180	1180 - 1280	1240-1900	1260 - 2000	1160-1460	1140 - 1400
Other Uvas	N/A	N/A	N/A	N/A	880-1220	900 - 1240	800-1140	780 - 1120

MEDIUM GROWN TEAS

■ Incline from last week
■ Decline from last week
■ Static Market

BOP	Large Leaf teas continued to sell well, whilst the others were irregular.
BOPF	Better teas were Rs. 20-40 per kg dearer, whilst the others sold around last week's levels.
OP/OPA	OP's, in general, were firm to easier. Well-made OPA's were dearer by Rs. 50 per kg, whilst teas at the lower end were firm to dearer.
PEKOE/PEKOE1	PEK's, in general, were firm on last. PEK1's were easier by Rs. 50-100 per kg and more at times.
FBOP/FBOPF1	Well-made FBOP/FF1's were dearer by Rs. 50-100 per kg, whilst the others at the lower end were firm to easier Rs. 50 per kg.




QUOTATIONS LKR SALE DTE	BOP		BOPF		PEKOE/FBOP		OP	
	29/30 Apr	07/08 May	29/30 Apr	07/08 May	29/30 Apr	07/08 May	29/30 Apr	07/08 May
Good Mediums	1300-1700	1350 - 1850	1060	1000 - 1320	1300-2200	1240 - 2300	1200-1480	1160 - 1400
Other Mediums	N/A	800 -	880 - 960	960 - 980	860-1280	840 - 1220	800-1180	780 - 1140

UNORTHODOX / CTC TEAS

HIGH GROWN	BP1s - Hardly any offerings. PF1s - Select invoices were firm, whilst the others were Rs. 20-30 per kg easier.
MEDIUM GROWN	BP1s - Irregular and tended easier. PF1s - Better teas were firm and up to Rs. 20 per kg dearer, whilst the others sold around last week's levels. Improved demand for the poorest on offer.
LOW GROWN	BP1s - Hardly any offerings. PF1s - Sold around last week's levels.

QUOTATIONS LKR SALE DTE	BP1		PF1	
	29/30 Apr	07/08 May	29/30 Apr	07/08 May
High Grown	N/A	N/A	1060-1320	1040 - 1340
Medium Grown	N/A	N/A	1100-1280	1160 - 1300
Low Grown	1100-1220	1200 - 1400	980-1600	1140 - 1650

OFF GRADES

 Incline from last week
 Decline from last week
 Static Market

FGS1/FGS

Select Best varieties declined by Rs. 20-40 per kg, whilst the Below Best varieties were firm to irregular. Teas at the bottom end of the market maintained. Low Grown - Select clean leaf invoices maintained, whilst the balance were firm to easier by Rs. 20 per kg. CTC's - High Grown varieties were easier by Rs. 20-30 per kg, whilst the balance were firm.

BROKENS

Select main grade reducer varieties were substantially dearer following quality, whilst the balance were irregular. The Below Best varieties were firm to easier by Rs. 20 per kg, whilst the poorer sorts were easier by Rs. 20-30 per kg.

BOP1A

Main grade reducer varieties in the Best category were firm to Rs. 20 per kg dearer, whilst the balance declined by Rs. 30-40 per kg. Below Best varieties together with the poorer sorts were easier by Rs. 25-50 per kg.

QUOTATIONS LKR

SALE DTE	HIGH		MEDIUM		LOW	
	29/30 Apr	07/08 May	29/30 Apr	07/08 May	29/30 Apr	07/08 May
Better Fannings (Orthodox)	790-1240	770 - 1160	800-1040	780 - 1020	790-890	770 - 940
Better Fannings (CTC)	940	900 -	760-980	730 - 750	740-1100	740 -- 1360
Other Fannings (Orthodox)	660-770	690 - 760	670-790	640 - 770	630-770	630 -- 750
Other Fannings (CTC)	N/A	N/A	700-740	680 - 720	650-700	700 - 720
Good Brokens	750-1300	720 - 1200	720-1020	710 - 1200	740-1550	730 -- 1550
Other Brokens	600-720	600 - 700	580-710	580 - 700	580-730	580 -- 710
Better BOP1As	780-1100	740 - 790	770-860	740 - 980	760-1460	730 - 1480
Other BOP1As	740-760	700 - 730	740-760	690 - 720	650-740	650 -- 720

DUSTS

DUST1

Select Best Dust1's were firm on last week's levels. The Best Dust1's together with the Below Best varieties were firm to dearer by Rs. 20-40 per kg. The poorer sorts were firm to dearer by Rs. 30-40 per kg. Low Grown - Best varieties met with substantially dearer demand where price levels increased by Rs. 100-150 per kg. The Below Best varieties together with the poorer sorts were firm to dearer by Rs. 20-40 per kg.

Best High & Medium Grown CTC's were firm to dearer by Rs. 20-40 per kg. The Below Best varieties together with the poorer sorts too followed a similar trend. Best Low Grown varieties were dearer by Rs. 30-50 per kg. Below Best and poorer sorts were firm to dearer by Rs. 20-40 per kg.

DUST

Clean leaf secondaries appreciated by Rs. 30-50 per kg, whilst the poorer sorts gained by Rs. 20-30 per kg. Best Low Grown varieties gained by Rs. 60-80 per kg, whilst the poorer sorts remained firm.

QUOTATIONS LKR

SALE DTE	HIGH		MEDIUM		LOW	
	29/30 Apr	07/08 May	29/30 Apr	07/08 May	29/30 Apr	07/08 May
Better Primary Dust (Orthodox)	1300-2000	1300 - 1850	1050-1260	1060 - 1280	800-900	1000 - 1360
Better Primary Dust (CTC) P. Dust	1080-1280	1100 - 1300	1020-1220	1050 - 1260	1250-1600	1300 - 1600
Below Best Primary Dust (Orthodox)	1060-1280	1050 - 1250	920-1040	940 - 1040	750-800	800 - 980
Other Primary Dust (CTC) P. Dust	1020-1080	1040 - 1080	710-1000	710 - 1000	850-1200	940 - 1200
Other Primary Dust (Orthodox)	820-1050	730 - 1040	680-900	650 - 920	690-740	680 - 780
Better Secondary Dust	1020-1220	1080 - 1280	800-960	800 - 940	900-1220	980 - 1360
Other Secondary Dust	720-1000	730 - 1050	710-790	650 - 790	670-890	680 - 960

LOW GROWN TEAS

■ Incline from last week
■ Decline from last week
■ Static Market

FBOP/FBOP1	Select Best FBOP's were firm to selectively dearer, whilst the Best, Below Best together with the clean leaf teas at the bottom appreciated. Balance were easier following quality. FBOP1's, in general, were dearer.
BOP	Well-made BOP's together with the clean leaf Below Best appreciated, whilst the balance sold around last levels.
BOP1	BOP1's, in general, were firm.
OP1	Select Best OP1's were firm, whilst the Best varieties were firm to dearer. Below Best and clean leaf teas at the bottom were easier.
OP	OP's, in general, appreciated.
OPA	OPA's, in general, appreciated.
PEKOE	Well-made PEK's were firm, whilst the Below Best and the bolder varieties were firm to dearer. Teas at the bottom were easier. Select Best and Best PEK1's declined, whilst the balance were firm.
BOPF	Select Best BOPF's appreciated, whilst the balance were firm.
FBOPF/FBOPF1	Very Tippy teas met with good demand and were dearer. Below Best and the teas at the bottom too appreciated to a lesser extent. Select Best FF1's were firm to selectively dearer, whilst the Best, Below Best together with the clean leaf teas at the bottom appreciated. Balance were easier following quality.

QUOTATIONS LKR SALE DTE	SELECT BEST		BEST		BELOW BEST		OTHERS	
	29/30 Apr	07/08 May	29/30 Apr	07/08 May	29/30 Apr	07/08 May	29/30 Apr	07/08 May
FBOP 1	1700-2150	1750 - 2200	1550-1650	1600 - 1700	1400-1450	1450 - 1500	1000-1100	1000 - 1100
FBOP	2300-2500	2300 - 2500	1750-1850	1800 - 1900	1500-1550	1550 - 1600	1150-1200	1100 - 1150
BOP 1	2500-4000	2600 - 4000	1900-2450	2000 - 2550	1300-1850	1400 - 1950	900-1280	900 - 1350
BOP	1850-2000	1850 - 2000	1550-1600	1550 - 1600	1250-1300	1200 - 1300	1000-1100	1000 - 1100
BOPF	1450-1700	1450 - 1700	900-1000	900 - 950	800-850	800 - 850	750-800	750 - 800
FBOPF (TIPPY)/FBOPF SP	5500-6000	5800 - 6500	3800-4500	4000 - 4800	2300-3000	2500 - 3500	1100-1200	1200 - 1400
FBOPF 1	1850-1950	1900 - 2000	1650-1750	1700 - 1800	1300-1350	1350 - 1400	1000-1100	1000 - 1100
FBOPF	1700-2000	1750 - 2100	1350-1450	1400 - 1500	1250-1350	1250 - 1350	1000-1100	1000 - 1100
OP 1	3300-4050	3300 - 4000	2250-3250	2200 - 3250	1650-2200	1700 - 2150	750-1600	800 - 1650
OP	1650-2000	1750 - 2000	1440-1600	1480 - 1700	1300-1420	1340 - 1460	900-1280	950 - 1320
OPA	1500-2000	1600 - 2050	1300-1480	1360 - 1550	1200-1280	1240 - 1340	850-1180	850 - 1220
PEKOE	1360-2300	1400 - 2300	1220-1340	1240 - 1380	960-1200	980 - 1220	800-940	800 - 960
PEK 1	1500-2350	1500 - 2200	1360-1480	1360 - 1480	1060-1340	1060 - 1340	800-1040	800 - 1040

WESTERN MEDIUM			
Harangalla	BOP		1850
Windsorforest	BOPSp	@	1650
Craighead	BOPSp	@	1600
Doombagastalawa	BOPSp	@	1600
Vellai Oya	BOPF/BOPFSp		1320
Kenilworth	BOP1		2100
Harangalla	FBOP/FBOP1	@	2300
Doombagastalawa	FBOP/FBOP1	@	2250
Craighead	FBOPF/FBOPF1	@	1900
Harangalla	OP/OPA		1400
Craighead	OP/OPA	@	1380
Hatale	OP/OPA		1380
Galgewatta	OP/OPA		1380
Dartry Valley	OP/OPA		1380
Kenilworth	OP/OPA		1380
Orange Field	OP/OPA		1380
Harangalla	OP1		1850
Dartry Valley	OP1	@	1800
Meezan	PEK/PEK1		1750
WESTERN HIGH			
Ingestre	BOP		1460
Great Western	BOP	@	1420
Mattakelle	BOP		1420
Bridwell	BOP		1420
Wattegodde	BOP		1420
Holyrood	BOPSp	@	1500
Queensberry	BOPSp	@	1460
Robgill	BOPF/BOPFSp		1500
Alton	BOPF/BOPFSp	@	1460
Bearwell	BOPF/BOPFSp		1460
Mattakelle	BOPF/BOPFSp		1460
Torrington	BOP1	@	1950
Bambrakelly	FBOP/FBOP1		1850
Torrington	FBOP/FBOP1	@	1700
Frotoft Super	FBOP/FBOP1		1700
Inverness	FBOP/FBOP1		1700
Glenloch	FBOPF/FBOPF1	@	1750
Uda Radella	FBOPF/FBOPF1	@	1700
Venture	OP/OPA		1400
Bambrakelly	OP/OPA	@	1380
Frotoft Super	OP1		1650
Bambrakelly	OP1	@	1600
St Andrews	OP1		1600
Queensberry	PEK/PEK1	@	1600
Torrington	PEK/PEK1	@	1550
NUWARA ELIYAS			
Court Lodge	BOP	@	1120
Kenmare	FBOP/FBOP1	@	1360
Court Lodge	FBOP/FBOP1	@	1260
Court Lodge	OP/OPA	@	1360
Court Lodge	PEK/PEK1	@	1300
UDAPUSSELLAWAS			
Alma	BOP		1650
Alma	BOPSp		1420
Liddesdale	BOPF/BOPFSp	@	1260
Delmar	BOP1		1750
Alma	FBOP/FBOP1		1950
Delmar	FBOP/FBOP1	@	1700
Alma	FBOPF/FBOPF1		1800
Delmar	FBOPF/FBOPF1	@	1700
Alma	OP/OPA		1440

UDAPUSSELLAWAS			
Delmar	OP/OPA	@	1340
Delmar	OP1	@	1160
Gonapitiya	OP1		1160
Alma	PEK/PEK1		1750
Delmar	PEK/PEK1	@	1380
LOW GROWNS			
Pothotuwa	BOP	@	2100
Andaradeniya Super	BOPSp		1900
Pothotuwa	BOPF	@	1900
Golden Garden	BOPFSp		1950
Brombil	BOPFSp		1950
Talgaswella	BOPFSp	@	1900
Stream Line	BOPFSp		1900
New Spring View	BOPFSp		1900
Sithaka	FBOP		3050
Mulatiyana Hills	FBOP		2550
Pothotuwa	FBOP	@	2500
Dullie Ella	FBOP	@	2500
New Batuwangala	FBOP		2500
Lions	FBOP		2500
Sithaka	FBOP1		2300
Hidellana	FBOPF	@	2250
Hadigalla	FBOPF		2250
Kiruwana g anga	FBOPF1		2150
Pothotuwa	FBOPF1	@	2100
Sunrise	FBOPF1		2100
Pothotuwa	BOP1	@	4000
Mulathiyana Hills	BOP1		3800
Hidellana	BOP1	@	3700
Makandura	BOP1		3700
Pothotuwa	OP 1	@	4000
Dullie Ella	OP	@	2000
Fortune	OP	@	2000
Subhagya	OP		2000
Kelani	OP		2000
Mulatiyana Hills	OP		2000
New Panilkanda	OP		2000
Sihara	OP		2000
ACU Super	OP		2000
Sunrise	OP		2000
Navinda	OP		2000
Golden Garden	OP		2000
Samwin	OP		2000
Talangaha	OP		2000
Kanneliya	OP		2000
Lanka	OP		2000
Andaradeniya Super	OP		2000
Dampahala	OP		2000
Himara	OP		2000
Lions	OP		2000
Liyonta	OPA		2050
Lumbini	PEK		2300
Andaradeniya Super	PEK1		2200
Mulatiyana Hills	PEK1		2200
Galatara	PEK1		2150
Pothotuwa	PEK1	@	2100

UVA MEDIUM			
Demodera 'S'	BOP	@	1750
Sarnia Plaiderie	BOP		1750
Dickwella	BOP	@	1700
Blossoms Uva Tea	BOPSp	@	1650
Dickwella	BOPF/BOPFSp	@	1750
Sarnia Plaiderie	BOP1		1900
Uva Samovar	BOP1	@	1850
Misty-Uva	BOP1	@	1850
High Spring	BOP1		1850
Halpewatte Uva	FBOP/FBOP1		2000
Sarnia Plaiderie	FBOP/FBOP1	@	1950
Misty Uva	FBOPF/FBOPF1	@	2350
Demodera 'S'	FBOPF/FBOPF1	@	1850
Dickwella	OP/OPA		1400
Glen Alpin	OP/OPA		1400
High Spring	OP/OPA		1400
Misty-Uva	OP/OPA	@	1380
Shawlands	OP/OPA	@	1380
Wewesse	OP/OPA		1380
Aruna Passara	OP/OPA		1380
Sarnia Plaiderie	OP/OPA	@	1360
Uva Samovar	OP/OPA	@	1360
Telbedde	OP/OPA	@	1360
Glen Alpin	OP1		1850
Dickwella	OP1	@	1750
Misty-Uva	OP1	@	1750
Sarnia Plaiderie	OP1		1750
High Spring	PEK/PEK1		1650
Aruna Keppetipola	PEK/PEK1		1650
Dickwella	PEK/PEK1		1650
Aruna Passara	PEK/PEK1		1650
Blossoms Uva Tea	PEK/PEK1	@	1600
Sarnia Plaiderie	PEK/PEK1	@	1600
Halpewatte Uva	PEK/PEK1		1600
Roseland Uva	PEK/PEK1		1600
Tinioya	PEK/PEK1		1600
UVA HIGH			
Glenanore	BOP		1600
Aislaby	BOP	@	1550
Uvakellie	BOP		1550

UVA HIGH			
Spring Valley	BOPSp	@	1700
Battawatte	BOPF/BOPFSp		1480
Aislaby	BOP1		1900
Glenanore	BOP1	@	1850
Spring Valley	FBOP/FBOP1		2000
Aislaby	FBOP/FBOP1	@	1950
Glenanore	FBOPF/FBOPF1	@	1850
Spring Valley	FBOPF/FBOPF1	@	1800
Glenanore	OP/OPA	@	1400
Ellathota Uva	OP/OPA	@	1380
Spring Valley	OP/OPA	@	1380
Uva Highlands	OP1		1900
Glenanore	PEK/PEK1		1600
Aislaby	PEK/PEK1		1600
Spring Valley	PEK/PEK1		1600
Gonamotawa	PEK/PEK1	@	1550
UNORTHODOX HIGH			
Dunsinane CTC	PF1	@	1340
Mount Vernon CTC	BP1		920
Dunisnane CTC	BPS		1200
UNORTHODOX MEDIUM			
New Peacock CTC	PF1		1300
Aultmore CTC	BP1		850
UNORTHODOX LOW			
Hingalagoda CTC	PF1		1650
Ceciliyan CTC	BP1		1400
PREMIUM FLOWERY			
Ivy Hills	FBOPFSp		6450
Sapumalkanda	FBOPFSp	@	6200
Torrington	FBOPFSp	@	6050
Kendalanda	FBOPFEXSp		7800
KDU Super	FBOPFEXSp1		5950
DUSTS			
Mattakelle	DUST1		1850
Kalubowitiyana CTC	PD	@	1600
Ceciliyan CTC	PD		1600
OFF GRADES			
Alton	FGS/FGS1	@	1160
Adisham	FGS/FGS1	@	1140
Hingalgoda CTC	PFGS		1360
New South Co-Op	BM		1200
Gunawardena	BM	@	1180
Chandrika Estate	BM	@	1160
Chandrika Estate	BP		1160
Chandrika Estate	BOP1A	@	1480
Aldora	BOP1A	@	1480

@ - SOLD BY FORBES & WALKER TEA BROKERS (PVT) LTD. ** - ALL TIME RECORD PRICE. * - EQUAL ALL TIME RECORD PRICE

QUANTITY SOLD

DURING THE PERIOD 29TH APRIL - 04TH MAY 2024	WEEKLY (KGS)		TODATE (KGS)	
	2024	2023	2024	2023
PRIVATE SALES	100,882	86,902	1,992,324	1,705,727
PUBLIC AUCTION	4,653,577	4,962,283	78,233,911	77,053,387
FORWARD CONTRACTS	10,075	35,000	514,200	1,072,088
DIRECT SALES	NIL	NIL	NIL	NIL
TOTAL	4,764,534	5,084,185	80,740,435	79,831,202
BMF EXCLUDED FROM PRIVATE SALE	109,052	7,200	875,413	763,521

(QUANTITY SOLD AND THE AVERAGE PRICE PER AUCTION)

	Quantity (M/kgs)			AVG Price (LKR)			Avg Price (USD)		
	2024	2023	2022	2024	2023	2022	2024	2023	2022
24TH APRIL 2024	4.13	4.65	5.32	1228.35	1252.99	1512.37	4.14	4.00	4.53
30TH APRIL 2024	4.65	4.96	5.26	1249.42	1155.90	1476.52	4.29	3.68	4.25

Source: Central Bank of Sri Lanka / Buying Rates

RATES OF EXCHANGE

SRI LANKA RUPEE APPROX PER UNIT OF CURRENCY

YEAR	2024	2023	2022
USD	294.38	311	364.22
STG.PD	366.22	391.66	448.35
EURO	314.52	341.10	388.12
YEN	1.88	2.29	2.82

Source: Central Bank of Sri Lanka / Buying Rates

PUBLIC AUCTION/GROSS SALES AVERAGE

SALE NO 17 29TH/30TH MAY 2024	WEEKLY(LKR)			TODATE (LKR)			WEEKLY(USD)			TODATE(USD)		
	2024	2023	2022	2024	2023	2022	2024	2023	2022	2024	2023	2022
Uva High Grown	1100.13	1046.11	1228.35	1116.45	1191.95	840.98	3.77	3.33	3.54	3.63	3.46	3.44
Western High Grown	1179.41	1165.85	1204.38	1201.49	1399.92	846.09	4.05	3.72	3.47	3.90	4.07	3.46
CTC High Grown	1126.68	1065.02	1109.56	1130.10	1227.30	710.64	3.86	3.39	3.20	3.67	3.56	2.91
High Grown (Summary)	1147.51	1126.98	1213.24	1177.37	1342.05	844.59	3.94	3.59	3.50	3.83	3.90	3.45
Uva Medium Grown	1135.91	1042.93	1388.36	1159.36	1176.85	879.83	3.90	3.32	4.00	3.77	3.42	3.60
Western Medium Grown	1042.42	986.11	1209.98	1103.53	1156.17	751.56	3.58	3.14	3.49	3.59	3.36	3.07
CTC Medium Grown	954.60	963.55	961.52	970.91	1115.11	625.94	3.27	3.07	2.77	3.15	3.24	2.56
Medium Grown (Summary)	1076.46	1006.13	1275.32	1120.64	1162.45	790.67	3.69	3.21	3.67	3.64	3.38	3.23
Orthodox Low Grown	1371.87	1217.50	1659.36	1404.18	1445.94	1004.42	4.71	3.88	4.78	4.56	4.20	4.11
CTC Low Grown	1012.03	976.62	1174.67	1038.46	1022.65	643.02	3.47	3.11	3.38	3.37	2.97	2.63
Low Grown(Summary)	1344.35	1203.73	1622.71	1378.59	1422.12	978.08	4.61	3.84	4.68	4.48	4.13	4.00
Total	1249.42	1155.90	1476.52	1292.85	1365.85	919.13	4.29	3.68	4.25	4.20	3.97	3.76

Source: Oanda Exchange Rates

Source: MSL - Averages

WORLD TEA PRODUCTION (M/KGS)

				TODATE			DIFFERENCE +/-	
	2022	2023	2024	2022	2023	2024	2022 vs 2023	2023 vs 2024
Mar								
Sri Lanka	22.2	22.3	19.6	63.3	59.5	58.2	-3.8	-1.3
Bangladesh	1.6	2	1.5	2.1	2.5	1.7	0.4	-0.8
North India	52.2	65.8	45.9	54	69	47.6	15	-21.4
South India	16.3	13.8	16.5	47.1	40.8	48.5	-6.3	7.7

				TODATE			DIFFERENCE +/-	
	2022	2023	2024	2022	2023	2024	2022 vs 2023	2023 vs 2024
Feb								
Kenya	40.9	32.7	55.4	89.8	87.6	114.4	-2.2	26.8
Malawi	7	6.2	6.2	11.8	12.6	13.5	0.8	0.9

DETAILS OF AWAITING SALE

SALE NO : 19

Scheduled for 14TH/15TH MAY 2024

	LOTS	QUANTITY
ExEstate	733	755,137
High & Medium	1,780	870,391
Leafy	2,070	865,070
Semi Leafy	1,341	591,660
Tippy	1,987	1,005,372
Premium Flowery	269	46,330
OffGrades	2,018	997,156
Dust	438	376,904
Total	10,636	5,508,020
RePrint	621	314,018

21/05/2024

Buyers Prompt

22/05/2024

Sellers Prompt

This sale last year
Sale No. 19 | 16TH/17TH MAY 2023

Lots :12,246
Re-print Lots :933
Quantity :7,171,008 kgs
Re-print Quantity :468,942 kgs

LOW GROWN CATALOGUES

Violations Excluded

25/04/2024

LEAFY

Closed

SEMI-LEAFY

Closed

TIPPY

Closed

OTHER MAIN SALE CATALOGUES

25/04/2024

HIGH & MEDIUM

Closed

PREMIUM FLOWERY

Closed

OFF GRADES

Closed

NO .OF PKGS

147,558

CTC

9,278 Pkgs - 503,233 kgs

ORDER OF SALE

Approx Selling time of
F&W Catalogues

14TH

MAY 2024

Ex-Estate

LG Large Leaf//Semi Leafy/LG
Small Leaf/BOP1A/ Premium

High & Medium/Off
Grade /Dust

AS

AS

LC

MB

BC

MB

BC

MB

FW

LC

FW

EB

JK

JK

JK

CTB

EB

CTB

EB

LC

BC

FW

CTB

AS

10.30am

Main Sale - High & Medium

12.00pm

Low Grown - Semi Leafy Teas

1.30pm

Low Grown - Leafy Teas

1.30pm

Low Grown - Tippy Teas

4.30pm

Off Grades

5.00pm

BOP1A

5.00pm

Premium Flowery

15TH

MAY 2024

11.00am

Ex-Estate

12.30pm

Dust

BC - Bartleet Produce Marketing (Pvt) Ltd FW - Forbes & Walker Tea Brokers (Pvt) Ltd

LC - Lanka Commodity Brokers (Pvt) Ltd AS - Asia Siyaka Commodities PLC

EB - Eastern Brokers Ltd JK - John Keells PLC

CTB - Ceylon Tea Brokers PLC MB - Mercantile Produce Brokers (Pvt)Ltd

DETAILS OF AWAITING SALE

SALE NO : 20
Scheduled for 20TH/21ST MAY 2024

	LOTS	QUANTITY
ExEstate	858	905,332
High & Medium	1,976	964,359
Leafy	2,353	1,044,636
Semi Leafy	1,521	693,341
Tippy	2,183	1,122,771
Premium Flowery	322	58,831
OffGrades	2,358	1,216,795
Dust	548	491,117
Total	12,119	6,497,182
RePrint	715	385,914

28/05/2024

Buyers Prompt

29/05/2024

Sellers Prompt

This sale last year
Sale No. 20 | 23RD/ 24TH MAY 2023

Lots	:12,370
Re-print Lots	:1,234
Quantity	:7,127,892 kgs
Re-print Quantity	:631,465 kgs

LOW GROWN CATALOGUES

Violations Excluded

03/05/2024

LEAFY
Closed

SEMI-LEAFY
Closed

TIPPY
Closed

OTHER MAIN SALE CATALOGUES

03/05/2024

HIGH &
MEDIUM
Closed

PREMIUM
FLOWERY
Closed

OFF
GRADES
Closed

NO .OF PKGS
174,988

CTC
10,495 Pkgs - 565,889 kgs

CATALOGUE CLOSURE DETAILS

20/21

MAY 2024

Sale No. 20

The Ex-Estate catalogue closed on 03rd May 2024, excluding violations. The Main Sale catalogues too closed on 03rd May 2024, excluding violations.

28/29

MAY 2024

Sale No. 21

The Ex-Estate and Main Sale catalogues are scheduled to close on 09th May 2024.

04/05

JUNE 2024

Sale No. 22

The Ex-Estate and Main Sale catalogues are scheduled to close on 16th May 2024.

TEA MARKETS AROUND THE WORLD

MOMBASA AUCTION

06TH/07TH MAY 2024 (SALE NO. 19)

There was reduced general demand for the 275,543 packages (18,460,706.50 kilos) available with 50.06% remaining unsold .

MARKETS

Bazaar, Pakistan Packers and Afghanistan showed reduced support at lower rates while Egyptian Packers, Yemen and other Middle Eastern countries maintained interest but at lower levels. UK were selective with some activity from Sudan. There was less enquiry from Kazakhstan and other CIS states with Southern Sudan less active. Russia and Iran were absent while Local Packers showed reduced interest. Somalia maintained activity at the lower end of the market.

OFFERINGS

Leaf Grades - 163,205 packages (10,687,353.50 kilos) - 60.74% unsold.

Dust Grades - 83,960 packages (6,283,538.50 kilos) - 39.23% unsold.

Secondary Grades - 28,378 packages (1,489,814.50 kilos) - 20.65% unsold.

LEAF GRADES (M2)

BP1:

Best - Steady to USC34 below previous levels.

Brighter - Were firm at reserve price rates where sold.

Mediums - KTDA mediums were a weak feature with most of the teas neglected and only a few lines absorbed at reserve price while plantation mediums lost up to USC28.

Lower Medium - most teas were easier by up to USC34 with a number remaining unsold but a few select invoices advanced by up to USC22.

Plainer - Shed up to USC24.

PF1:

Best - Firm to easier by up to USC34.

Brighter - Were steady to USC20 below previous levels.

Mediums - KTDA mediums were firm with only a few invoices appreciating by up to USC12. Plantation mediums shed up to USC22.

Lower Medium - Most teas were discounted by up to USC28 but a few invoices were firm to USC8 dearer with selected lines appreciating by USC20.

Plainer - Were steady to mainly easier by up to USC15.

CTC QUOTATIONS	BP1 - USC	PF1 - USC
<i>Best</i>	255 - 267	282 - 371
<i>Good</i>	255 - 257	274 - 306
<i>Good Medium</i>	255 - 256	265 - 305
<i>Medium (KTDA)</i>	200 - 250	200 - 281
<i>Medium (Plantations)</i>	120 - 157	115 - 211
<i>Lower Medium</i>	096 - 142	100 - 190
<i>Plainer</i>	044 - 120	040 - 109

DUST GRADES (M1)

PDUST:

Best - Were irregular varying between mostly easier by up to USC22 with some lines appreciating by up to USC11 and select invoices dearer by up to USC22.

Brighter - Steady to USC15 below previous levels.

Mediums - KTDA mediums were firm at reserve price while plantation mediums were steady to dearer by up to USC12.

Lower Medium - Ranged between USC16 dearer to easier by up to USC17.

Plainer - Saw some teas appreciate by up to USC16 while others shed up to USC5.

DUST1:

Best - Most teas lost up to USC22 but a few lines were steady to USC4 dearer with select invoices gaining USC16.

Brighter - Irregular varying between firm to USC14 dearer to mainly easier by up to USC18.

Mediums - KTDA mediums were steady to USC9 below last rates with plantation mediums ranging between firm to USC16 dearer to easier by up to USC10.

Lower Medium - Steady to USC18 easier for most lines with a few teas dearer by up to USC12.

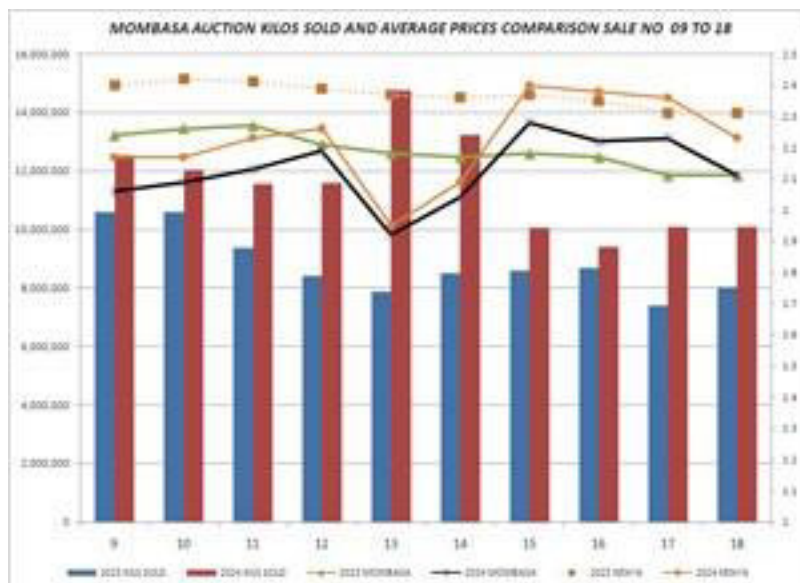
Plainer - Ranged between USC12 dearer to easier by USC7.

CTC QUOTATIONS	PDUST - USC	DUST1 - USC
<i>Best</i>	282 - 328	270 - 334
<i>Good</i>	270 - 301	270 - 322
<i>Good Medium</i>	270 - 303	270 - 305
<i>Medium (KTDA)</i>	258 - 261	245 - 275
<i>Medium (Plantations)</i>	114 - 192	130 - 224
<i>Lower Medium</i>	104 - 146	082 - 165
<i>Plainer</i>	060 - 126	060 - 120

SECONDARY GRADES (S1)

In the Secondary Catalogues, BPs eased while PFs were irregularly easier . Clean well sorted coloury Fannings were firm with similar DUSTs barely steady. Other Fannings were easier while DUSTs held value. BMFs were well absorbed at previous levels.

SECONDARY QUOTATIONS (USC)	BP/BP2	PF/PF2	FNGSI/FNGS	DUST/DUST2	BMF
Best/Good	170 - 250	156 - 242	130 - 211	140 - 264	-
Good Medium/Medium	-	-	125 - 138	125 - 238	-
Lower Medium	070 - 113	066 - 124	063 - 130	043 - 127	057 - 086
Plainer	049 - 110	045 - 093	049 - 095	034 - 112	059 - 092



Courtesy - Africa Tea Brokers Limited.

BANGLADESH AUCTION

SALE OF - 06TH MAY 2024 (SALE NO. 02)

CTC LEAF : 16,998 packages of tea on offer met with a fairly strong demand.

BROKENS: Best Brokens met with a fairly strong market but were slightly easier over last. Others were also a good market but were easier particularly the lower varieties with quite fair withdrawals.. BLF teas met with more interest and realised prices between Tk.160/- to Tk.170/-.

FANNINGS: Best Fannings met with a fairly strong demand but prices were slightly easier than last. Good varieties followed a similar trend whilst all others met with a selective demand with a lot of withdrawals. BLF teas met with more interest and prices were generally Tk.160/- to Tk.170/-.

DUST: 4,376 packages of tea on offer met with a fairly good demand. Good liquoring Dusts sold well

at slightly easier rates compared to last. Their Mediums sold firm to a little dearer on quality. Plain/BLF Dust met with less demand and saw heavy withdrawals. Blenders lent good support with fair interest from the Loose tea buyers.

COMMENTS: There was a noticeable decline in quality this week compared to last. Good varieties continued to attract good competition whilst all others met with a selective demand where withdrawals were quite heavy. Blenders were more active this week whilst Loose tea buyers were less forceful. CDs sold well at dearer rates.

Our Catalogue: (Sale 2) Avg : Tk 258.53 , Sold 61.10% , (Sale 1) Avg : Tk 286.95 , Sold 51.92 %

QUOTATIONS	BROKENS	QUOTATIONS	FANNINGS
Best	2.56-3.01	Best	2.46-2.92
Good	2.24-2.46	Good	2.19-2.42
Medium	2.05-2.15	Medium	2.00-2.15
Plain	NQTA	Plain	NQTA
BLF	1.46-1.55	BLF	1.46-1.55

Courtesy - National Brokers Limited

Courtesy - National Brokers Limited.

TEA MARKETS AROUND THE WORLD

COONOR AUCTION

SALE OF - 02ND MAY 2024 (SALE NO. 18)

CTC LEAF

DEMAND:

Good demand on the range of teas on offer.

MARKET:

The total CTC leaf teas sold this week was 86.17% (832,227.03kgs) of the total offering of 965,769.01kgs.

LARGER BROKEN:

Very limited volume of best & good liquoring larger broken were on offer and sold steady at the bottom end, the top end select invoices fetched dearer prices on competition. Better medium larger broken saw a better enquiry and sold Rs. 2 to 4 dearer. Medium & plainer teas sold barely steady.

MEDIUM BROKEN:

Limited weight of best teas on offer sold at irregular prices, Good categories settled at firm prices except for few invoices which met with dearer prices on competition. Better medium lower end settled at steady prices, the top end sold dearer by up-to Rs. 5 especially on select blacker teas. However, the lower end had no disparity in prices with the medium teas. Medium category teas sold steady with few top end teas even fetching prices par with the better medium teas, Plainer teas sold barely steady.

SMALLER BROKEN:

Best teas fetched dearer prices at irregular levels following quality and competition. Good teas settled at barely steady to easier prices. Remainders settled at barely steady to easier prices, Browner sorts in this category faced withdrawals.

FANNING :

Very few lines of fanning were on offer in the best teas which sold at dearer prices. Good teas sold firm to dearer on quality. Better medium teas at the bottom end sold steady whilst the top end declined on quality.

The Major blender's absorption was at 31.22% of the total CTC leaf sold.

ORTHODOX LEAF

DEMAND:

Good demand.

MARKET:

The high grown whole leaf grades sold at irregular prices on quality. The high grown broken sold firm to dearer. Fanning sold irregularly easier. Other whole leaf & broken sold firm to dearer on quality, fanning sold at barely steady prices.

CTC DUST

DEMAND:

Continued good demand.

MARKET:

CTC dust offer this week was at 274508.81Kgs of which 251363.43kgs were sold (91.57%).

PD:

Very modest volume of best & good liquoring PD,s sold firm to dearer on quality. Better medium & medium teas sold firm to dearer. Plainer teas in the lower end declined especially on the browner sorts whilst the remainders sold steady.

RD:

Best & Good category sold firm to dearer with select invoices fetching some handsome gains. Better medium and medium teas sold firm to dearer, especially in the top end blacker sorts, the lower end of the better medium and the top end of the medium teas did not have any disparity on prices. Plainer teas settled at barely steady levels.

ORTHODOX DUST

DEMAND: - Good selective demand.

MARKET:

High grown primary dust continues to sell at irregular and dearer on competition. Secondary teas sold firm to dearer on select invoices. Other category primary dust sold firm. Secondary grades sold at barely steady levels. Few lots sold dearer on competition.

Courtesy - J.Thomas & Co. Pvt. Ltd.,

TEA MARKETS AROUND THE WORLD MALAWI AUCTION

08TH MAY 2024 (SALE NO. 19)

There was selective demand for the 7200 packages on offer at generally firm rates.
BP1 were neglected.
PF1 - Selected invoices were firm on last, balance were taken out with no bids.
PD were firm on last where sold.
D1 tended firm to 1USC easier n last.
PF1SC held firm where sold.
Secondary dusts were firm on last, respective fanngs were neglected.

Courtesy - Tea Brokers Central Africa Limited

COCHIN AUCTION

07TH MAY 2024 (SALE NO. 19)

CTC DUST

DEMAND: strong (89% sold)

MARKET: Good liquoring teas firm to dearer by rs.2/- to rs.3/- and sometimes more. The rest irregular and witnessed some withdrawal.

BUYING PATTERN :AVT Active but very selective and absorbed lesser quantity compared to last week. M/s.shri shakthi associates, devgiri tea & produce and dharmesh traders lent useful support along with indcoserve and boston tea co. Kerala loose tea traders and upcountry buyers lent fair support, while exporters and major packeteers (tcpl & hul) subdued. All blenders together absorbed 59% of the total ctc quantity sold.

ORTHODOX DUST

DEMAND: Good (100% sold)

MARKET: Barely steady to tending easier.

BUYING PATTERN: Exporters continued to be the main stake holder.

Courtesy - FORBES, EWART & FIGGIS PVT. LTD

KOLKATA AUCTION

The above market report details were not available at the time of printing this publication.